

Welcome to the Dinosaur Trail Golf and Country Club

The 1st hole demands an accurate tee shot to avoid out-of-bounds right and bunker/coulee to left. A short iron approach to a flat green allows for a good birdie opportunity.

The 2nd hole requires a long drive down the left side of the fairway to avoid being blocked by trees on right. A fairway wood or long iron lay-up leaves a short wedge to a well guarded rolling green.

The 3rd hole. A long iron tee shot aimed to the right to avoid water off the tee is required. This hole played smart is a good birdie opportunity.

The 4th hole. The longest par 4 on the course. Requires a long tee shot favouring the right side. A mid to long iron to a shallow green. Par is a very good score here.

The 5th hole. A mid length par 3. The green slopes from right to left and leaves you with a tough downhill putt for your birdie.

The 6th hole. Generally down-wind, this par 5 is reachable in 2. A long tee shot down the left side will allow you this opportunity. With water short and right of the green, be sure to take enough club to reach this large two-tiered green.

The 7th hole. An interesting par 3, with the tee shot over water. A short iron is required to the large rolling green.

The 8th hole. A strong par 4. An accurate tee shot down a tree-lined fairway leaves a short second shot to a well protected green. Par is a good score here.

The 9th hole. A good birdie opportunity to end the front 9. A fairway wood or long iron off the tee to a narrow fairway with a coulee guarding the right side leaves a short iron to a wide, but shallow green. Birdie here gets you ready for the back nine.

The 10th hole. A demanding tee shot between the bunkers is required to get home in two. There is no relief on either side of the fairway. Cross winds can play havoc on this hole. The second landing area is very generous for high handicap players. A large undulating green will offer some exciting putting. Don't be long, out of bounds behind green.

The 11th hole. A short par 4 that normally plays down wind. Elevated tees provide a view of

three landing areas broken up by natural eroded channels. Pick one and hope your in play. A heroic hole if you want to go for it.

The 12th hole. From elevated tees you play into an oasis. The land forms surrounding the green are spectacular. Club selection is important as we turn back into the wind. The greenside bunker on the left will save you from disaster. This two-tiered green will make putting interesting.

The 13th hole. From elevated tees you can hit a driver into a wide fairway, although it is hidden from the tee. The approach shot is to an elevated putting surface. Don't be long or you will be down on the practice range. Spectacular shadows are created from the green surround.

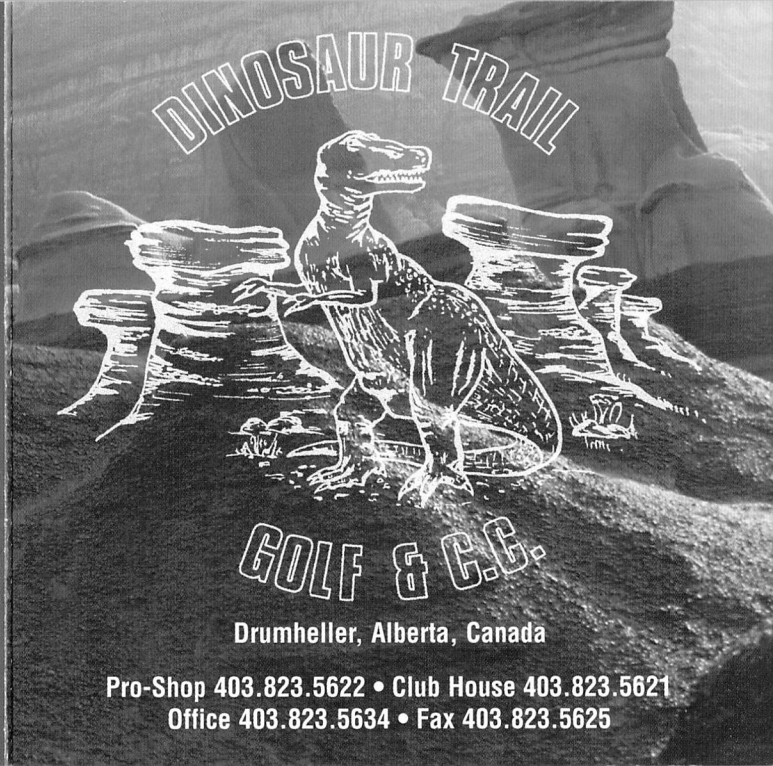
The 14th hole. A well-placed tee shot over the ravine to the top landing area is a must on this par 4. The terraced fairway, with three landing areas, is hidden. The approach shot will be very tough if played off the slopes, and is a long carry over the ravine. The long narrow two-tiered green is pitched to accept a well struck iron.

The 15th hole. This dog leg left hand par 4 is very exacting as it has a blind fairway landing area and a small island-like green set among the native shrubs. From the back tee you will have to fade the ball around the large hill. You may wish to lay up in front of the ravine on your approach shot.

The 16th hole. This breathtaking par 3 has the black tee pitched 80 ft. above the green. This is the highest point on the golf course and gives the player a panorama of the Tyrrell Museum, the front nine along the river, and the "badlands" expansion. This demanding hole has water, sand, and the largest green on the course. Depending on wind direction, you can hit anything from a driver to a six iron. "Take your camera!"

The 17th hole. This ravenous par 4 will eat a lot of golf balls as the cross winds carry the ball toward the ravine on the left or right. The landing area is tight for low handicap players, therefore club selection is important. The fairway bends its way around an expansive ravine to a small green. The scratch player may opt to go for the green, but the more conservative player will lay-up to the right of the green.

The 18th hole. Finally into the valley! Take out your driver and go for it on the par 5. You may require a lay-up on your second shot as a creek dissects the fairway in front of the green. The third shot is a short chip to a large putting surface. Now it is time for "story telling."



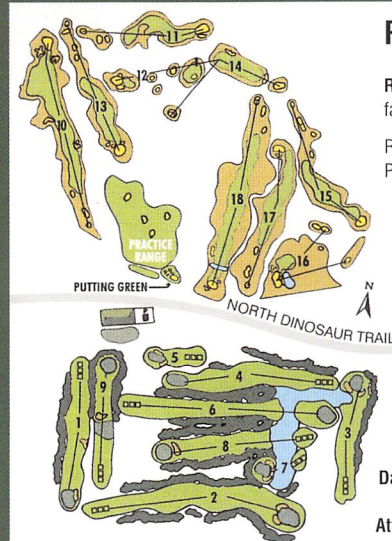
Drumheller, Alberta, Canada

Pro-Shop 403.823.5622 • Club House 403.823.5621
Office 403.823.5634 • Fax 403.823.5625

HOLE	BLUE	WHITE	RED	PAR	MENS HANDICAP	LADIES HANDICAP
1	355	341	338	4	9	13
2	552	477	435	5	3	1
3	305	300	273	4	13	11
4	450	427	397	4/5	1	7
5	157	122	107	3	15	17
6	540	487	447	5	7	3
7	132	120	91	3	17	15
8	403	352	332	4	5	5
9	313	305	237	4	11	9
OUT	3207	2907	2657	36/37		

HOLE	BLUE	WHITE	RED	PAR	MENS HANDICAP	LADIES HANDICAP
10	515	476	418	5	6	12
11	320	278	255	4	12	10
12	149	115	97	3	18	18
13	374	350	302	4	10	8
14	366	307	254	4	8	4
15	377	305	232	4	2	2
16	197	192	150	3	16	16
17	383	348	287	4	4	6
18	521	496	438	5	14	14
IN	3202	2867	2433	36		
OUT	3207	2931	2657	36/37		
TOTAL	6409	5798	5090	72/73		
HCP						
NET						

RCGA Rules of Golf Apply
Out of Bounds - Designated by White Stakes or boundary fences - 1 stroke penalty plus distance.
For Golfer's Safety - Please stay out or away from cliffs or canyons.



Pro Shop (403) 823-5622

Rules of Etiquette: Slow players must let faster groups play through.


Replace divots, repair ball marks on greens. Proper dress required at all times.

COURSE RATING/SLOPE	
MEN'S	
Blue	71.4/127
White	68.8/119
Red	68.4/110
LADIES'	
White	73.7/136
Red	70.4/124

Date: _____ Scorer: _____

Attested: _____

- Hole #1 - Roadway is in play. No relief for any balls coming to rest on roadway.
- Hole #2 - Riverbank is out-of-bounds.
- Free relief from 150 yard rocks.
- Back 9 to be played as a lateral hazard. Drop the ball at point where it crosses over the paved cart path or crosses the last maintained cut of grass (enters wild grass). One stroke penalty.
- Only 2 minutes for lost balls, keep up with group in front at all times.
- Carts must remain on path on back 9.
- No one under the age of 16 can operate power carts. This will be strictly enforced.



DO NOT ENTER ENVIRONMENTALLY SENSITIVE AREAS MARKED BY THESE SIGNS

