

1
Par 5



The Dunes opens with a classic three-shot, par 5. Tall, straight ponderosa pines accent the way from tee to green. Don't press, just play in control and favour the left centre on your second shot. This will open up a mid-length or short iron approach to an elevated green guarded by a right-side bunker and sentinel pine. The greens throughout the golf course are gently rolling with subtle contours which will reward accuracy, but also allow players to make those tape measure putts.

2
Par 4



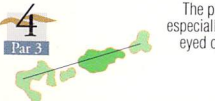
The deep desert canyon, bordering the left side of the fairway, needs to be avoided. Consider a three wood or one iron from the tee to leave a full shot with a short iron or wedge to this popped up, devilish green. Miss the green short or left and you will need imagination and a touch of magic to gain a par. Consider using your putter from the deep grass swale found right of the green.

3
Par 4



The scenic par four, third should produce a profusion of pars and birdies. Cash in early as the course will soon stiffen. A good drive or three wood to a wide plateau landing area sets up a mid-iron approach to this large, inviting green. Few players will recover from the soft, shifting sands below and left of the green. The green is split by a pronounced roll, so make sure your golf ball and the pin end up on the same side or you may be looking at a three-putt.

4
Par 3




The par threes at the Dunes are all unique and captivating. Play them with caution, especially the fourth. The left-side pin is a temptation that is for only the pros or wide-eyed optimists. Take enough club to avoid the canyon and have fun with the accent muffin found on the green.

5
Par 4



Make a par on Five and you deserve a hearty "well done". Score better than a par and you had better head for the race track. Stretching up the valley, playing too often into the wind, Five takes no prisoners. Reaching the large, approachable green is the first task. Staying out of the mounds, tall native grasses and getting down in two putts, describes the program to follow.

6
Par 5



Few golf holes capture the power and charm of this memorable par five. The split-level fairway and high mounds will ensure a different experience each time through. The high, narrow green demands accuracy and nerves for the approach shot. Deep guard bunkers and sharp banks leave no room for error. However, don't compound the problem by chasing after the pin when it's cut back right. Play the centre cut of both the fairway and green and you'll be surprised at your success rate.

7
Par 3



Lucky seven is a charmer. The green is inviting and an accurate mid to short iron will leave you putting for birdie. The deep, pronounced draw to the right is just for looks, so don't drift your approach. Seven packages many of the special elements of this fine course and has always been a favourite of mine.

8
Par 4



This most dramatic par four begins with an intimidating appearing tee-shot, but you will find there is a lot of fairway space. Keep your drive to the left for the green opens up from this side. The green is narrow and deep, but the soft contours and quiet bunkering will help you save your par. Favour the left side of the green for your approach, as shots will release to the right after hitting the green.

9
Par 4



The secret to Nine is the tee-shot. There exists a fairway out there some place, though from the tee decks it may more often appear as a ribbon among dunes. If you risk the long drive and succeed, you are left with only a short iron. The green setting is framed by backdrop mounds and shallow pot bunkers. Nine will see birdies, but the dreaded "others" will be all too common.



AT KAMLOOPS

The natural sands have been shaped into an extraordinary golf course, to the exacting standards of renowned Golf Course Architect, Graham Cooke.

Enjoy the subtle changes in the golf course throughout the season. While the fairways and greens remain lush, the crested wheat grass and fescues turn golden under the desert sun.

Visit our first-class practice centre featuring grass tees and target greens. You will also find chipping areas, bunkers to practice sand shots of any length and huge practice greens. Our qualified, friendly golf shop staff are available for golf lessons.

Exceptional building sites are now available in our Riverfront community. Please enquire in the golf shop or call us at 250-579-3300 or 1-888-881-GOLF

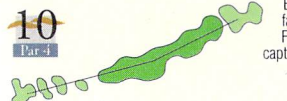
652 Dunes Drive, Kamloops, B.C. V2B 8M8
Tel: 250-579-3300 • Fax: 250-579-3311
Toll Free 1-888-881-GOLF

THE




AT KAMLOOPS

Hole	1	2	3	4	5	6	7	8	9	Out	P L A Y E R S	10	11	12	13	14	15	16	17	18	In	Out	Total	
Gold	608	392	347	196	448	571	166	438	384	3550			445	495	422	232	404	173	602	361	436	3570	3550	7120
Blue	568	362	295	177	405	548	154	419	339	3267		416	482	410	181	387	156	583	339	351	3305	3267	6572	
White	550	325	285	156	376	523	147	392	321	3075		385	420	385	166	338	147	555	308	329	3033	3075	6108	
Men's Hdcp	3	13	15	9	7	5	17	1	11			4	16	10	12	6	14	2	18	8				
Par	5	4	4	3	4	5	3	4	4	36		4	5	4	3	4	3	5	4	4	36	36	72	
Red	488	287	265	120	311	490	119	342	302	2724		320	369	358	148	309	113	512	258	285	2672	2724	5396	
Ladies' Hdcp	3	11	13	15	7	5	17	1	9			8	4	6	18	10	16	2	14	12				



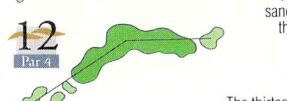
10
Par 4

Bring your "A" game for the back nine. A good first shot towards the far mountain sets up a long downhill approach to the Catcher's Mitt. Favour the right centre of the fairway on your tee shot to avoid being captured by the coffin swale. The green is your stage, take aim and start this classic back nine on a positive note.




11
Par 5

Count yourself lucky if you find a flat lie on eleven. If you play in control, accept the wild bounces and challenging lies and success will follow. This hole will yield birdies and eagles. Take enough club for your approach shot to this high green.



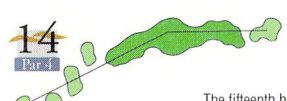
12
Par 4

The twelfth hole cuts through some of the course's more pronounced sand dunes. A gentle fade off the tee is ideal, shots flying left or through the fairway may wind up in "The Sahara". For the approach, don't flirt with the front flags, take enough club to get well up into the green.




13
Par 3

The thirteenth will not be unlucky for everyone. In fact, Thirteen may even give up the odd ace. Especially when the pin is placed in the bowl. This long par three has a special allure that makes you want to hit your Sunday best shot. Do whatever you must, but reach the green surface and keep your fingers crossed.




14
Par 4

Fourteen offers all the colours of an artist's palette. The tall grasses and wetlands to the right of the raised fairway are scenic, but should not be visited. A tee-shot that avoids the left pines and still manages to find the left centre of the fairway is ideal. The secret for the approach shot is to borrow from the bank while slipping past the tall sentinel pine that guards the green. Fourteen is a demanding par four that can be lamed with course management and a good bounce.




15
Par 3

The fifteenth hole finds one of those restful places where it's important to stop and drink in the beauty of the setting. A sanctuary within the course. Par should not be elusive on this scenic par three. A short or mid-iron across the gully and Billabong lands you on a table-top green. Be mindful of taking enough club, as shots that fall short will spin back down the steep front slopes. Since fifteen presents a relatively small target, the strategy of aiming towards the middle of the green will serve you well.




16
Par 5

The long sixteenth leads you to the North Thompson River. The higher you stay on your drive, the better look you will have of the second landing area. Terraces cut into the fairway will hopefully provide you with a level lie and an Augusta roll. The right side harbours the difficulty in the form of water and bunkering. Honour the sweep of the hole and you will be in the ideal location to pitch to the green. The green is softly contoured and accepting of run-up shots. Take a moment to view the Thompson, a river of many faces.



17
Par 4

The seventeenth follows the river and is sheltered by the deciduous woodland that hugs the shoreline. A driver or long iron to this generous tiered fairway sets up the approach to the green. The green is partially hidden by a front left mound and powerful mounds backdrop this natural green setting. Seventeen offers a good chance at par or better, but guard against chasing the back left pin location.



18
Par 4

Eighteen lives up to its lofty position as the golf course's finishing hole. A good drive to the high plateaued fairway gives you a direct look at this intimidating green complex. The powerful, deep bunkering, front and right, will capture all miss-hit or off-line approaches. For those fortunate enough to hit the green, a treacherous, large, three-tiered green awaits. Eighteen beckons you to hit a fearless approach - the reward is worth the risk - go for it.

Local Rules of Play

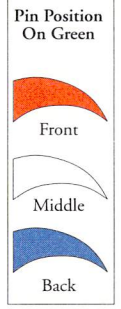
- All permanent tee markers are to the middle of the green.
- All players must dress appropriately and check in at the pro-shop before starting play.
- Please use cart paths wherever possible.
- Be aware of slow play. The Dunes is an advocate of four hour golf.
- Replace all divots, rake bunkers and repair all ball marks!

RCGA Rules Govern Play

- Water Hazard: Marked by Yellow stakes.
- Lateral Water Hazards: Marked by Red stakes.
- Obstructions: Sprinkler heads, valve boxes, drains, cart paths and roads, and yardage markers are all considered obstructions.
- Large sand areas are played as waste bunkers (you are allowed to ground your club).

Managing Director
Dave Coombs
Golf Professional
Don Mark
Course Superintendent
Terry Smith

RATINGS / SLOPES	
Mens	Ladies
73.8/122	-
71.0/116	-
68.7/116	74.7/121
65.4/107	70.6/113



Scorer _____

Attest _____

Date _____

BC