




1. Natural slope directs tee and 2nd shot slightly right. Large two-tiered green gives a more than adequate target. *Remember throughout the day that Fairmont has a natural east to west movement of the ball*




2. Demanding hole requires accuracy and distance to ensure proper access from the right side of the fairway. A mid to long iron directly at the flag should miss bunkers left and right. Remember you are dealing with a large two-tiered green.




3. Short but deceiving par three with a small, hungry pond. A high, soft short iron aimed slightly left of the centre is required to hold yet another difficult putting surface. Prevailing south winds may not be apparent in this sheltered area.




4. The affectionately dubbed "FairMonster" creates the illusion that power is the only solution. Don't be misled. Solid tee shots left of centre should carry the ball slightly right, promoting a confident second shot away from O.B. A mid to long iron should gain access to an elongated but slightly narrow green. Remember, try to fight the urge to overpower the "FairMonster".




5. On this hole overlooking Columbia Lake, club selection is key varying from a wood to a mid iron. Right side of green is a must!! Too far left or right leaves a very difficult chip or pitch. Crosswinds can add to this already testy golf hole.




6. Second of our "key" holes demands two accurately placed shots. Reasonable drives left of centre should remain on the left side of the fairway. A mid to long iron to the right side of this blind green should find the ball resting on the green. If in doubt, better to under-club.



7. One of few real birdie opportunities, a mid iron to fairway wood placed in the target area will leave a clear short iron approach that is slightly uphill and should be played short of the flagstick. Long hitters may choose to make an attempt at the green - Caution, this is a very low percentage shot!



8. Accurate, lengthy drives right centre should, with the famous Fairmont kick, find the ball on the somewhat more flat left side. Approaches to the right of this tiny, elevated green should bring the ball to rest in a desirable position. Caution - avoid being too far left from tee through green.



9. Feel free to let out a little more shaft, aiming centre or slightly right for a roll left. Approaches are aimed at the centre of the green. Take lots of club and make sure to keep it high -- to avoid our pretty ponds.



FAIRMONT HOT SPRINGS,
BRITISH COLUMBIA, CANADA

Tom Hardie
Manager - Proshop

Greg Borle
CGSA Superintendent

Gold Medal Resort
"Best Family Golf Resort
in Western Canada"
Canada's Golf Ranking
Magazine-2000

Resort
Phone: (250) 345-6311
Fax: (250) 345-6616

Golf Course
Phone: (250) 345-6514
Fax: (250) 345-6268

For information and Reservations
1-800-663-4979
(Canada & United States)


Web Address:
www.fairmonthotsprings.com

Email:
info@fairmonthotsprings.com

Fairmont Hot Springs Resort Ltd.
5225 Fairmont Resort Rd.,
Fairmont Hot Springs, British Columbia, Canada
V0B 1L1



Fairmont
HOT SPRINGS RESORT



FAIRMONT HOT SPRINGS RESORT
5225 Fairmont Resort Rd., Fairmont Hot Springs,
British Columbia, Canada V0B 1L1
Phone: (250) 345-6311 • 1-800-663-4979
www.fairmonthotsprings.com

