

**RCGA RULES GOVERN PLAY
EXCEPT WHERE MODIFIED BY LOCAL RULES:**

- WHITE STAKES INDICATE OUT OF BOUNDS, RED STAKES INDICATE LATERAL WATER HAZARDS, YELLOW STAKES INDICATE WATER HAZARDS AND BLUE STAKES INDICATE ENVIRONMENTALLY SENSITIVE AREAS. ENVIRONMENTALLY SENSITIVE AREAS ARE TREATED THE SAME AS LATERAL HAZARDS AND THE UTMOST CARE MUST BE EXERCISED IN RETRIEVING YOUR BALL.
- ALL TREE LINES AND FESCUE GRASS ARE TO BE PLAYED AS A LATERAL HAZARD.
- THERE IS A TWO-BALL RULE ON #6. IF TWO OF YOUR SHOTS DO NOT CARRY THE RAVINE THE THIRD MUST BE PLAYED FROM THE DROP AREA.
- THERE ARE TWO OTHER DROP AREAS THAT WILL SAVE YOU TIME AND STROKES ON #11 AND #15.




1860 GREYWOLF DRIVE
PANORAMA, BC V0A 1T0

PHONE: (250) 341-4101

FAX: (250) 341-4109

TOLL FREE: (888) 473-9965

WWW.GREYWOLFGOLF.COM



GREYWOLF
GOLF COURSE


DOG LEG
PUBLISHING

Copyright 2005
1-888-599-4699

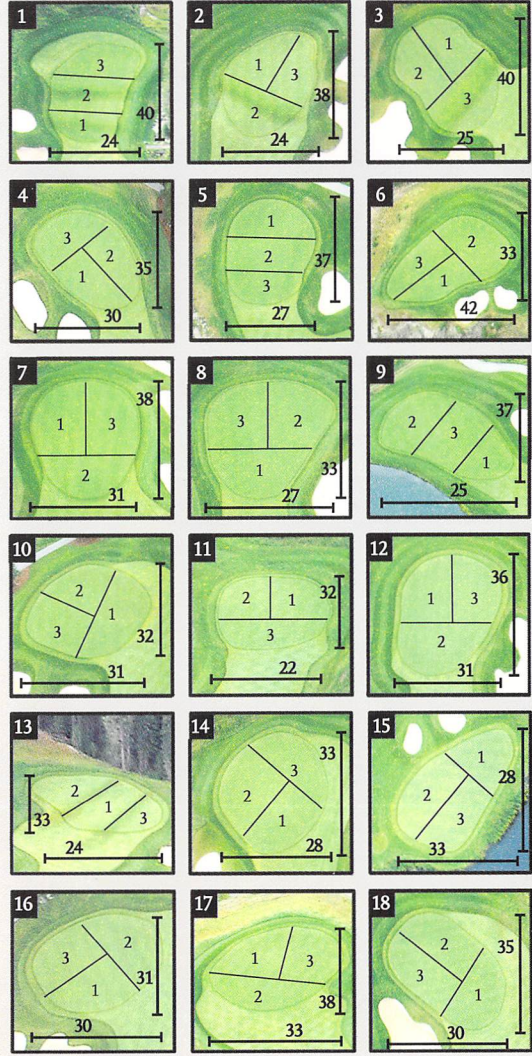


HOLE	HOPEFUL MEADOW	BREWER	PICA'S	DESCENT	HOPEFUL CROSSING	CLIFFHANGER	PROSPECTOR'S	HIDEAWAY	WOLF'S LAKE	OUT
GREY	406	389	513	490	570	200	418	446	181	3613
BLACK	383	372	490	462	545	175	382	419	153	3381
BLUE	361	345	428	427	524	155	354	395	130	3119
HANDICAP	3	15	1	11	13	7	5	9	17	
PAR	4	4	5	4	5	3	4	4	3	36
WHITE	277	284	391	394	474	142/77	323	345	94	2724

INITIALS	TRANQUILITY	PANORAMA	HELL HIGH	CREEKSIDE	NOTCH	EAGLE NEST	MOOSE BACK	CLIFF SIDE	HOPEFUL RETURN	IN	TOT	HCP	NET
	580	339	181	441	527	176	390	446	447	3527	7140		
557	327	158	416	509	159	369	418	401	3314	6695			
535	308/291	131	376/350	494	129	349/325	377	372	3071	6190			
12	14	18	2	4	16	8	10	6					
PAR	5	4	3	4	5	3	4	4	4	36	72		
WHITE	480	235	102	331/310	429	88	305	303	327	2641	5365		



INTRAWEST



PIN PLACEMENTS ROTATE ON A THREE DAY CYCLE. THE CURRENT DAY'S NUMBER IS POSTED AT THE 1ST AND 10TH TEES. USE THE CURRENT DAY'S NUMBER TO CORRESPOND WITH THE GREEN CHARTS BELOW, TO DETERMINE THE PIN LOCATION FOR EACH GREEN.

FADGAGE RATING	MEN'S RATING	MEN'S SLOPE	LADIES' RATING	LADIES' SLOPE
7140	73.3	140	73.9	140
6695	71.0	136	73.9	140
6190	69.8	127	73.9	140
5365	66.2	113	69.6/69.5	122/120