



1
415 354
380 299

Favour the right side off the tee. Big hitters can cut the corner on the left. The downhill approach shot requires less club than the yardage calls for.



2
396 348
370 313

Accuracy is the key on this difficult hole with room for error on the right. Play to the 150 marker from the tee. Use an extra club on your approach to avoid the greenside bunkers.



3
503 446
471 415

A long straight tee shot is required on this slight dogleg to the right. Lay up short of the bunkers on your 2nd shot. Often reachable in two for longer hitters.



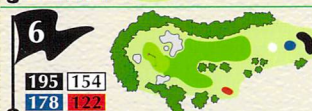
4
185 116
149 90

First of the Springs' famous par 3's. Take enough club to avoid the large bunker short of the green. Centre of the green is always a good play.



5
431 380
403 342

A long tee shot down the left center sets up a mid-iron approach to this slightly elevated green. Be careful of the large waste bunkers on the left.



6
195 154
178 122

Longest Par 3 on the course. Keep the ball short and left of the pin if possible to avoid downhill putts on this difficult two tiered green.



7
386 339
360 314

Accuracy is required to avoid the large waste bunkers flanking both sides of the fairway. Club selection is important to this long three tiered green.



8
355 304
330 280

Ideal tee shot is placed short of the pond leaving 130 yards to this very large green. Play safe here, 4 is always a good score. Careful with back left pin placements.



9
550 484
516 460

This difficult par 5 requires both length and accuracy. Keep your 2nd shot short and left of the fairway bunkers setting up a mid iron approach to an undulating green.

SPRINGS COURSE

A Les Furber Design



Featuring:

- 36 Holes of World-Class Golf
- Deluxe Course Side Accommodation
- Stay & Play Packages
- Health & Fitness Centre
- Dining & Banquet Facilities
- Tournament Packages

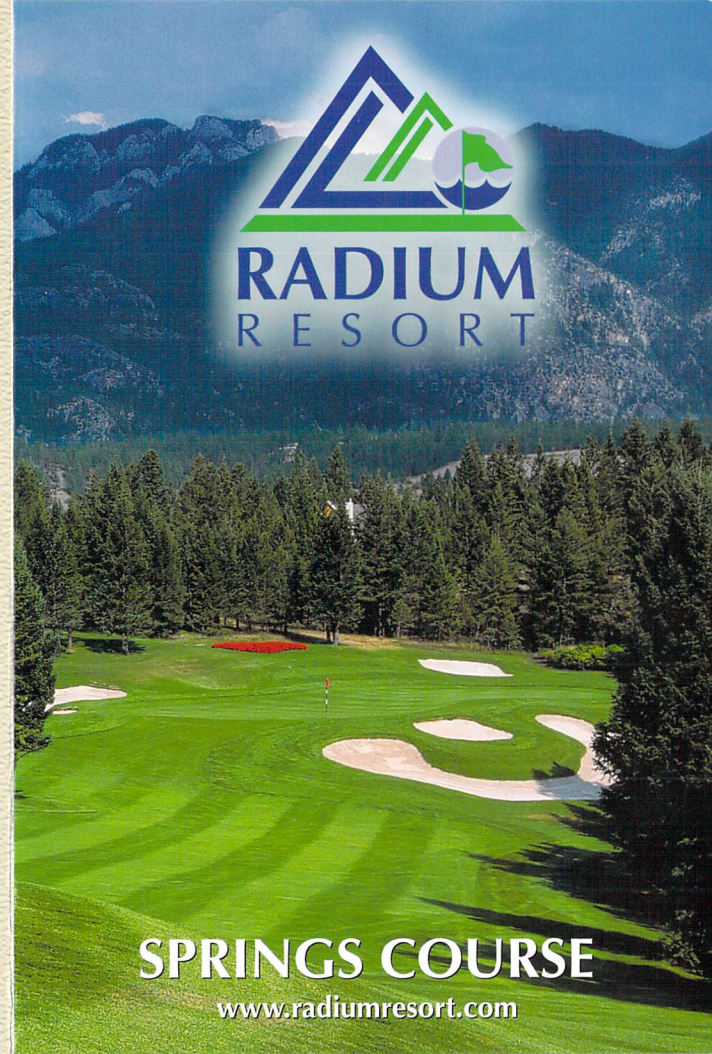
Visit the **Golf Academy** at the **Springs Course** today!

We offer 1 to 3 day golf schools, junior golf camps, group clinics and private instruction for all ability levels.

250-347-6200 • 1-800-667-6444

On-line tee time reservations available at www.radiumresort.com

Radium Hot Springs, B.C. Canada www.radiumresort.com



SPRINGS COURSE

www.radiumresort.com

HOLE	1	2	3	4	5	6	7	8	9	OUT	10	11	12	13	14	15	16	17	18	IN	OUT	TOT	HCP	NET		
BLACK	415	396	503	185	431	195	386	355	550	3416	501	352	392	550	189	428	384	149	406	3351	3416	6767				
BLUE	380	370	471	149	403	178	360	330	516	3157	480	326	375	473	174	406	359	124	399	3116	3157	6273				
WHITE	354	348	446	116	380	154	339	304	484	2925	450	297	324	453	147	377	324	114	368	2854	2925	5779				
MEN'S HDCP	7	3	11	17	5	9	15	13	1		12	18	8	2	14	6	10	16	4							
PAR	4	4	5	3	4	3	4	4	5	36	5	4	4	5	3	4	4	3	4	36	36	72				
RED	299	313	415	90	342	122	314	280	460	2635	400	272	297	428	85	345	301	101	299	2528	2635	5163				
LADIES HDCP	9	1	5	17	7	15	11	13	3		4	14	10	2	18	6	12	16	8							
SCORER									ATTEST									DATE								

Please...


- Repair all ball marks
- Replace all divots.
- Rake sand traps.
- Respect play instructions offered by Course Marshal.

THANK YOU!

Local Rules

- Rules of the RCGA govern all play except where local rules apply.
- Out of Bounds defined by white stakes & all perimeter fences.
- Lateral hazards defined by red lines. Drop ball 2 club lengths from point of entry. Penalty - 1 stroke.
- Dry rock creek bed on #12 is to be played as an immovable obstruction - drop ball at nearest point of relief plus one club length, no closer to the hole, no penalty.
- Large waste bunkers lining #5 and #7 fairways are not hazards. Grounding club without penalty is permitted.

	MEN'S		LADIES	
	Rating	Slope	Rating	Slope
BLACK	72.0	127	-	-
BLUE	69.7	120	75.8	134
WHITE	67.5	117	72.6	128
RED	64.8	108	69.6	120

10  Yardage is measured around the pond allowing longer hitters a chance to reach the green in two. If laying up, favour the right side with your 2nd shot.

501	450
480	400

11  Accuracy off the tee is important to avoid water on the right. Lay up off the tee with a mid to long iron setting up a short iron approach to a large green.

352	297
326	272

12  A straight tee shot is required to avoid the bunkers right and out of bounds left. Club selection is important on your approach to this very long green.

392	324
375	297

13  Favour the left side all the way up on this tricky par 5. Don't be long with your approach, the ball must be kept below the hole on this severely sloped green.

550	453
473	428

14  All carry from the tee on this difficult par 3. Club selection must be precise in attempting to carry the canyon while keeping the ball below the hole on this large, sloping green.

189	147
174	85

15  Longer hitters can cut the corner with a fairway wood aiming for the large gap in the trees. Be mindful of players ahead as they may not be visible. Shorter hitters play straight out to the corner.

428	377
406	345

16  Tee shot should be played to the 150 yard marker avoiding the canyon on the left. Tough second shot to a long narrow green. Accuracy is crucial on the approach.

384	324
359	301

17  The last of the Springs' famous par 3's requires precise distance control to this large but very shallow green. Don't let the yardage fool you, 3 is a great score.

149	114
124	101

18  Tough finishing hole requires a well placed tee shot just right of the large fairway bunker. Play to the center of the green to avoid the numerous green side bunkers.

406	368
399	299