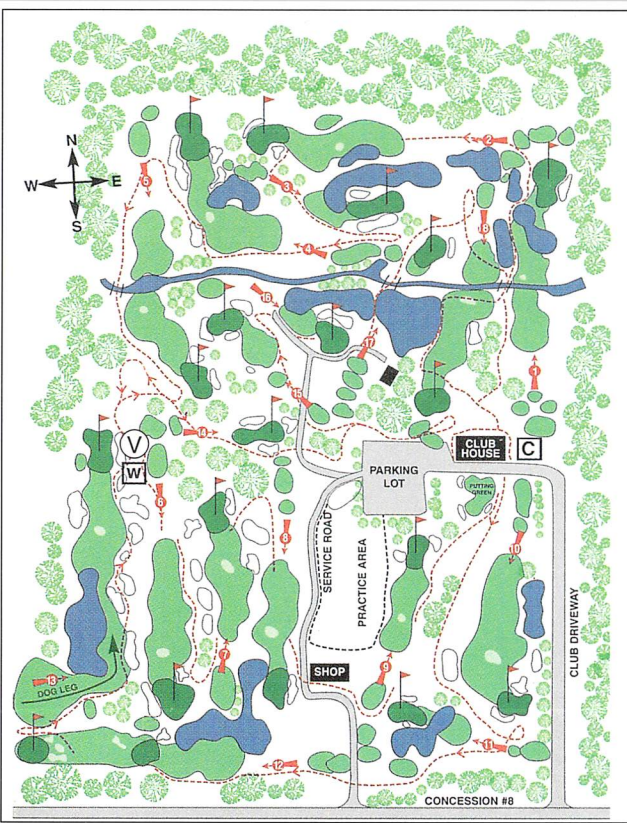


TEES HAVE WHITE AND YELLOW DISTANCE MARKERS ON PAR 4 AND PAR 5 OFFSIDE OF FAIRWAYS.

Yellow Stake 50 Yards
Red Stake 100 Yards
White Stake 150 Yards

All Balls become property of the Golf Course after abandoned by player



W Washroom	--- Cart Path
V Vending Machine	- - - - - Fence
C Power Cart pick-up/return	

Course / Slope Rating:

	Blue	White	Yellow
MEN	C- 66.5 SL- 124	C- 64.5 SL- 117	C- 63.4 SL- 111
WOMEN	C- 70.8 SL- 135	C- 68.2 SL- 128	C- 66.3 SL- 121

Rules of Play

- 1) All players must be ready on Tee, Fairway or Green to address ball (no honour system) When waiting, shorter distance players play 1st.
- 2) Slow players must let fast players through. KEEP PACE!
- 3) Alcoholic beverage provided only by club on course property.
- 4) Tee shots on #4 over #3 tee, #13 tee onto fairway #6 and #5 over #15 green not permitted!!
- 5) Direct water hazard marked by yellow stakes, play from direct opposite side.
- 6) Keep all power & pull carts on paths, unless otherwise stated, the 90° rule is in effect. Carts to be kept 20' away from greens.
- 7) Red markers designated natural hazards, play from point of entry.
- 8) Out of bounds designated by white markers & fence boundaries & on range.
- 9) RCGA rules govern play other than modified by local rules.
- 10) When playing #12 any balls landing on 1st green, must be lift (no penalty) & placed off this green any direction four club lengths but no closer to the green. This green played in early spring and late fall/winter.
- 11) Replace divots, repair ball marks, rake sand & bunkers. Respect others...
- 12) Please, all garbage in appropriate receptacles.


Dress Code

Golfers attire must be in keeping with standards of professional golfers, neat, clean & tidy, with soft spiked golf shoes, shirts must have collars. Please, adhere to course standards.

Keep the environment clean.

Don't litter! No personal alcohol permitted!

4 SEASONS COUNTRY CLUB
(905) 649-2436 www.2golf.ca
Book on line.



www.2golf.ca

4 SEASONS COUNTRY CLUB

#1

Par 4



Challenging 1st hole...watch out for the cross breeze on windy days, or you will be in the bush on the right. Recommend a layup just past the creek, good to go from there.

#2

Par 4



If you are a lefty & fade... you are okay! Otherwise try to be straight, or you will be in the bush.

#3

Par 3



Great par 3...need a mid to long iron, pond to the left of green...A fade can spell disaster.

#4

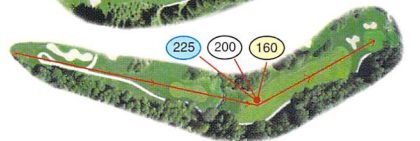
Par 4



Dog leg to the right, with a pond at the dog leg turn, fairway runs towards the pond. Please, no shortcuts over the pond.

#5

Par 4



#1 rated hole on the golf course, dog leg left...don't let the narrow shoot or the creek just before the turn distract you, if you clear the creek, center fairway you are on your way.

#6

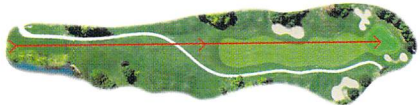
Par 4



Finally you get a little reprieve... not too much strategy to this hole, take aim and go straight for the flag.

#7

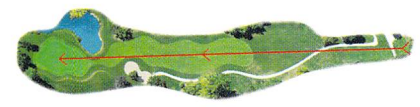
Par 4



Again, a straight away, with bunker on left side of fairway...trouble in the rear, if you go to back of the green.

#8


Par 4



Shortish Par 4 - beware of the pond, front right corner of green...slopes into the pond! ...out of bounds on the left.

#9

Par 3-4

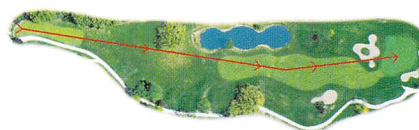


Drive the right centre of the green, as there is out of bounds on left side of fairway.

Hole	Blue	White	Par	Handicap					Yellow	Par	Handicap
1	330	310	4	2					284	4	1
2	320	288	4	11					270	4	9
3	200	160	3	3					140	3	4
4	308	284	4	12					274	4	11
5	373	348	4	1					333	4	2
6	340	327	4	16					313	4	16
7	285	270	4	17					260	4	17
8	280	260	4	14					231	4	13
9	225	195	3/4	18					185	3	18
Out	2661	2442	34/35	-					2290	34	-
10	285	270	4	15					240	4	15
11	140	120	3	5					106	3	7
12	430	380	4/5	4					330	4	8
13	501	471	5	7					430	4/5	3
14	155	140	3	8					140	3	10
15	290	260	4	13					212	3/4	14
16	175	155	3	10					140	3	12
17	170	150	3	9					142	3	6
18	320	280	4	6					270	4	5
In	2466	2226	33/34	-					2010	31/33	-
Total	5127	4668	67/69	-					4300	65/67	-
Hcp.											
Net											

#10

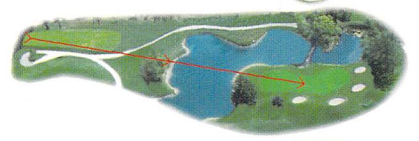
Par 4



Watch out for the big willow tree up front... especially its branches... and yes don't forget the pond in behind... beware!

#11


Par 3



Short and sassy...sums it up... water pretty much surrounds this green left and front and four pot bunkers in back. Its on or nothing.

#12

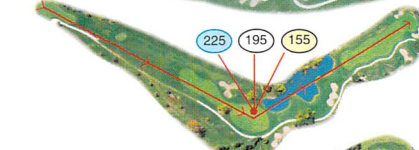
Par 4-5



Offering a narrow landing area and another green to go over (only in play in the early spring or winter months) Watch the pond on the right.

#13


Par 5



Dog leg to the left, with water straight ahead on the corner...and no cheating by going onto fairway six to go in from there...this is a no no.

#14

Par 3



No room for error, from this elevated tee...best bet if you are not at the green, right side still gives you hope... Watch out for the pot bunkers in back!

#15

Par 4



Depending on where the tee blocks are...if where the cars are...can be a narrow drive through...no pun intended.

#16


Par 3



Can be a difficult hole, depending on the pin placement...watch out for the big maple tree on the front right, and the water on the left.

#17


Par 3



Don't let the water in front intimidate you...its only the whole fairway.

#18

Par 4



Excellent finishing hole... ponds, creeks, bush and more ponds... up to an elevated green. Try to place your ball just left of the pond, A1 position, green...no problem!