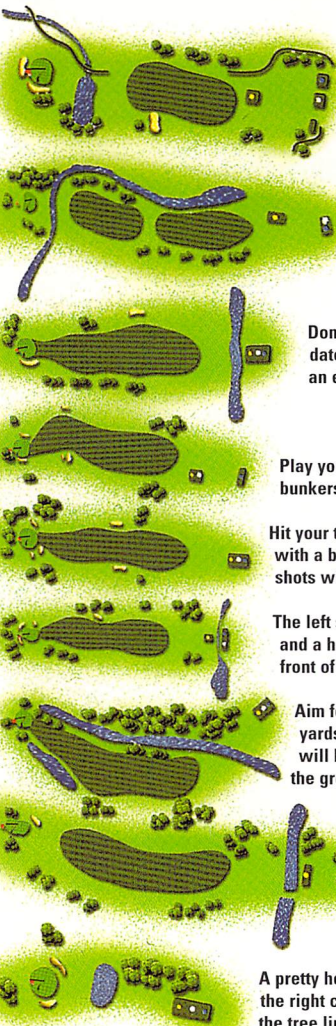


1  
Par 4  
  
2  
Par 5  
  
3  
Par 4  
  
4  
Par 4  
  
5  
Par 4  
  
6  
Par 4  
  
7  
Par 4  
  
8  
Par 5  
  
9  
Par 3



A tee shot to the 150 mark is ideal. Beware of the water at the bottom of the hill.

A straight tee shot is essential to score on this hole. Beware of Duffins Creek on the right side and in front of the green.

Don't let the water in front of the tee intimidate you, keep your ball in the middle for an easy approach.

Play your tee shot to the right. Beware of the bunkers down the middle.

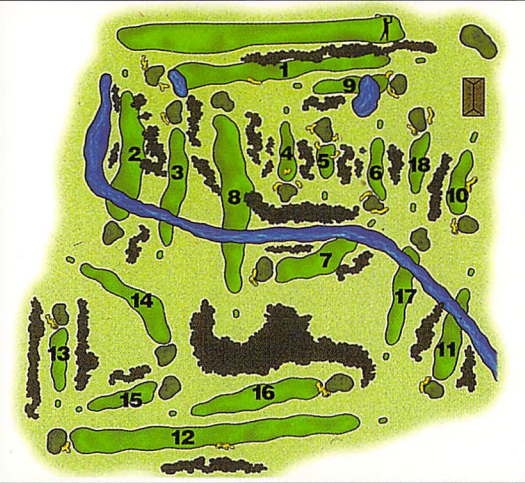
Hit your tee shot down the middle and approach with a bump and run iron shot. Long approach shots will be penalized.

The left side of the fairway is lined with trees and a hidden grass bunker. You must hit the front of the green for a chance at birdie.

Aim for the 150 mark hitting out about 200 yards from the tee. Wayward approaches will be penalized by water left and right of the green.

To reach this green in two you must get your tee shot up on the flat. An accurate second shot may leave you with an eagle opportunity.

A pretty hole to look at, but make sure you have the right club in your hands as the wind above the tree line will play games with your ball.



**R.C.G.A. RULES GOVERN ALL PLAY:**

- Replace divots and repair ball marks.
- Smooth all footprints in traps.
- Do not climb banks of traps.
- Follow golf cart signs always.
- If playing slowly, allow faster players to play through.
- Do not operate golf carts nearer than 20 yards from greens, traps, hazards.

**LOCAL RULES:**



- White stakes denote out of bounds.
- Lateral water hazards—red stakes.
- Water hazards—yellow stakes.
- Ball on paths and roadways, observe rules procedure, no penalty.
- Free drop not nearer hole if staked trees interfere with stance or swing.

COURSE / SLOPE RATINGS			
	BLUE	WHITE	YELLOW
<b>MEN</b>	C - 68.0 SL - 104	C - 67.0 SL - 101	
<b>LADIES</b>			C - 71.0 SL - 120

DATE: \_\_\_\_\_

SCORER: \_\_\_\_\_

ATTEST: \_\_\_\_\_



**Annandale Golf and Country Club**

**GOLF:**  
18 HOLE REGULATION

**CURLING:**  
8 SHEETS

MEMBERSHIPS - PAY AS YOU PLAY  
TOURNAMENTS - BONSPIELS

COMPLETE FACILITIES:  
DRIVING RANGE, SNACK BAR, DINING LOUNGE & TAVERN

CHURCH STREET SOUTH, P.O. BOX 91  
AJAX, ONTARIO L1S 3C2  
(905) 683-3210

# Annandale Golf and Country Club



Nestled in the attractive valley of Duffin's Creek in the town of Ajax, the Annandale Golf and Country is an average length 18 hole course that offers an excellent retreat for a game of golf. Its fairways play on both sides of the creek valley which is responsible for much of its challenge. As wide as 80 feet in places, the creek tends to act as a magnet for errant shots and golfers new to the course are advised to carry a few extra balls in their bags.

Despite this ability of the creek to steal strokes, perhaps the best chance of landing your ball in water on the course comes on its first hole, a long par four where the creek is not even in play. Here the problem is a large pond that lies about 50 or 60 yards in front of the green. If you fail to achieve good distance with your initial drive you'll have little opportunity carrying the pond with your second shot.



Hole	Blue	White	Par	Handicap			+/-		Yellow	Par	Handicap
1	415	410	4	1					350	4	7
2	450	450	5	3					400	5	1
3	366	361	4	11					355	4	13
4	400	330	4	15					320	4	18
5	355	350	4	16					345	4	15
6	350	340	4	17					332	4	16
7	380	375	4	7					370	4	5
8	520	490	5	14					470	5	4
9	185	155	3	13					150	3	8
Out	3421	3261	37						3092	37	
10	370	360	4	9					355	4	12
11	225	210	3	4					175	3	9
12	466	450	5	12					433	5	3
13	195	190	3	2					185	3	6
14	350	340	4	10					260	4	14
15	125	120	3	6					105	3	10
16	300	290	4	8					280	4	17
17	285	280	4	5					275	4	2
18	363	358	4	18					353	4	11
In	2679	2598	34						2421	34	
Tot	6100	5859	71						5513	71	
Hcp											
Net											

**10**  
Par 4

Hug your tee shot to the side of the fairway. The second shot must be hit left as well and pull two putts on this green deserves a pat on the back.

**11**  
Par 3

The longest par three on the course must be played carefully. Club selection is the key and don't try to be a hero.

**12**  
Par 5

200-250 yards off the tee is all you need to set up for a comfortable iron shot just short of the green. If played right you can come away with a birdie 4.

**13**  
Par 3

The most challenging hole on the course, #13 is an expected bogey or par at best even for the scratch golfer.

**14**  
Par 4

A mid - long iron off the tee with left to right ball flight will set you up with an easy wedge approach.

**15**  
Par 3

Not much strategy to this hole, take aim and go straight for the flag.

**16**  
Par 4

When it's breezy swing easy off this elevated tee. Play your approach to the right of the green and hope it trickles down to the hole.

**17**  
Par 4

Hit out off the tee about 150 yards just left of the bunker. Allow for 15 to 20 yard difference going at this elevated green.

**18**  
Par 4

A simplistic hole but keep focussed and use this to finishing hole as a final birdie opportunity.