









HOLE Rating/Slope	1	2	3	4	5	6	7	8	9	OUT
Blue Tees 70.3/124	515	420	195	380	370	362	560	192	362	3,356
White Tees 68.8/119	510	410	175	360	355	350	476	185	350	3,171
Red Tees 66.1/114	490	355	145	335	330	325	456	155	345	2,936
PAR	5	4	3	4	4	4	5	3	4	36
Men's Hdcp.	5	3	17	7	13	11	1	15	9	
Red Tees 71.1/119										
LADIES H'CAP	3	9	17	7	11	13	1	15	5	

**Pin Placement**  
 Yardage Markers To Centre of Green

 Front of Green  
 100 Yards  
 Middle of Green  
 150 Yards  
 Back of Green  
 200 Yards

### RULES OF PLAY

- RCGA Rules govern all play.
- Groups having an open hole in front must either skip a hole or signal faster players through.
- Keep all carts 30 feet from greens & tees
- One club length relief no closer to the hole for staked trees or trees with black drainage tiles around the trunk.
- Unmarked ditches are free lift - 1 club from nearest point of relief

*Thank You  
For Your  
Cooperation*

C.P.G.A. Professional: **Paul Vaillancourt**

### COURSE RATING / SLOPE

MEN	LADIES
66.1 / 114	71.1 / 119
68.8 / 119	74.6 / 131
70.3 / 124	77.0 / 137

