
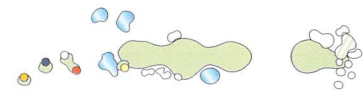


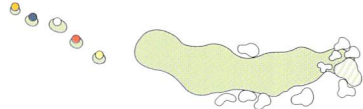
1 **Draw Bridge.** The first hole is a wide open par 4. A strong drive will allow a mid iron shot into a gently sloping green.



2 **Loch Fyne Mist.** Number 2 requires a well struck tee shot to be able to get over the marsh in two. The green is two tiered and well protected by bunkers.



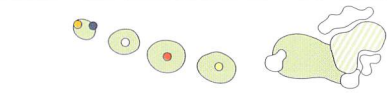
3 **Dig Deep.** The drive here must be long and slightly right. A fairway wood or long iron will be required. Large green with many pin placements.



4 **River Bound.** Straight tee shot is required. Position your second shot to have a wedge into a narrow green.



5 **Tranquillity.** The hole is deceptive in its length and requires an accurate shot to the mid size green, protected on all sides by large bunkers.



6 **Marsh Pines.** This par 4 is slightly up hill and requires a straight drive. A mid iron will be used to approach the mid size green which slopes front to back.



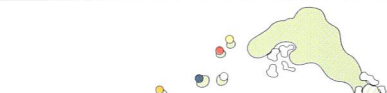
7 **Confession Box.** Long tee shot required to reach the narrow but long green.



8 **Emerald Altar.** A tee shot over a tidal marsh is required for the first three sets of tees. Second shot must be accurate as there is no room over the back of the green.



9 **Blue Herons' Porch.** Tee shot should favor right side for optimum angle to green. Second shot must be accurate to avoid marsh on left and bunkers on right.



RULES OF PLAY

1. R.C.G.A. rules govern all play.
2. Water hazards: ponds on 2, 8 (first three tees), 10 and 15.
3. Lateral water hazards: tidal waters; ponds, streams on 4, 5, 8 (marsh on left), 9, 11, 12 and 18.
4. Out of bounds: defined by white stakes on right of 13, 16, 17 and 18.

SNACK SHACK

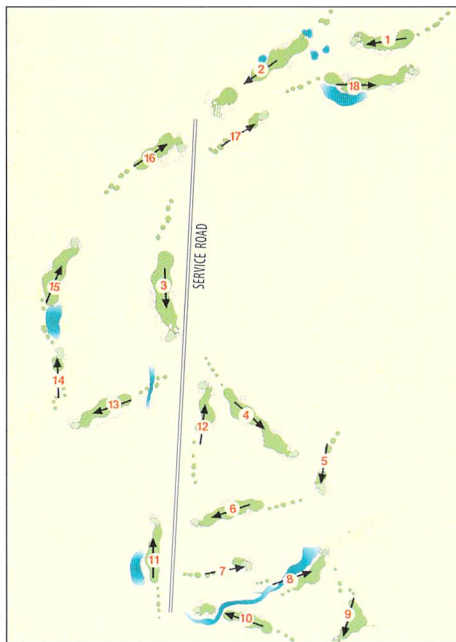
This service is available after play on holes 6 and 11. Please ask the course starter for daily hours of operation.

COMFORT STATIONS/ REST ROOMS

Rest rooms are located at the Snack Shack Station which is accessible after play on holes 6 and 11.

PIN LOCATIONS


Daily pin sheets are available in the Golf Shop.



DUNDARAVE
PRINCE EDWARD ISLAND

Dunderave Golf Course
PO Box 39, Cardigan, PE
Canada COA 1G0

Toll-Free Reservations
1-800-235-8909
www.golflinkspei.com



DUNDARAVE
PRINCE EDWARD ISLAND

ESTABLISHED 1999



DUNDARAVE
PRINCE EDWARD ISLAND

MEN'S	COURSE	SLOPE	RATING
	PGA	139	76.2
H/F	135	74.3	
TOUR.	132	71.0	

WOMEN'S	COURSE	SLOPE	RATING
	FORWARD	121	67.9
FRONT	112	64.9	



Tees/Greens: Penncross Creeping Bentgrass/L93 Creeping Bentgrass
Fairways: CATO Creeping Bentgrass
Bunker Sand: Natural Island
In Season Daily Green Speed: 10.5' Stimp Meter



Greg N. Dukart
General Manager



Fred Forshner
Course Superintendent



Hurdzan/Fry
Course Architect

HOLE	1	2	3	4	5	6	7	8	9	out
PGA	388	538	462	558	162	420	228	384	421	3561
HURDZAN/FRY	364	510	442	536	141	403	205	351	342	3294
TOURNAMENT	327	469	405	506	124	366	174	324	314	3009
FORWARD	293	454	374	457	111	335	161	272	289	2746
FRONT	270	398	330	420	97	305	120	248	258	2446
TIME PAR:	:15	:32	:51	1:08	1:21	1:36	1:49	2:04	2:19	total 9 2:19
PAR	4	5	4	5	3	4	3	4	4	36
HCP	7	15	1	13	17	5	11	9	3	

I N T E R N A T I O N A L S	10	11	12	13	14	15	16	17	18	in	tot	hcp	net
	499	410	456	446	208	457	325	205	522	3528	7089		
465	372	435	416	192	433	292	204	503	3312	6606			
429	350	390	364	158	415	271	174	468	3019	6028			
402	307	352	329	130	315	230	145	433	2643	5389			
378	281	305	299	111	283	201	124	392	2374	4820			
:17	:32	:47	1:02	1:15	1:30	1:45	1:58	2:15	total 9 2:15	total 18 4:34			
PAR	5	4	4	4	3	4	4	3	5	36	72		
HCP	16	8	2	4	12	6	10	18	14				

DATE: _____ SCORER: _____ ATTEST: _____ TEES: _____

10	De Roma's Retreat. Strong drive sets up hole. Decision must be made to cross creek or lay up. Green is narrow and approach must be accurate.	
11	Seclusion. Long iron should be used to position tee shot. Green is large and well protected.	
12	Duck Island. Tee shot is key to hole. Green is large and moves from left to right.	
13	Bog. Tee shot to right side will set up mid iron to round green, protected on right and left sides.	
14	The Pit. An accurate tee shot is required to this tight green. Green is large and features strong movements.	
15	Tradition. A tee shot favoring the right side will set up a mid iron shot to this large green.	
16	Executioner's Workshop. Mid to long iron to the left side is safest play. This leaves wedge to small green.	
17	Postmaster's Balcony. Judging the wind is crucial for club selection. Be aware of elevation change.	
18	Victory Chimes. Three shot par 5. Position your second shot to have easy approach to green. Avoid massive bunker on left side of green.	